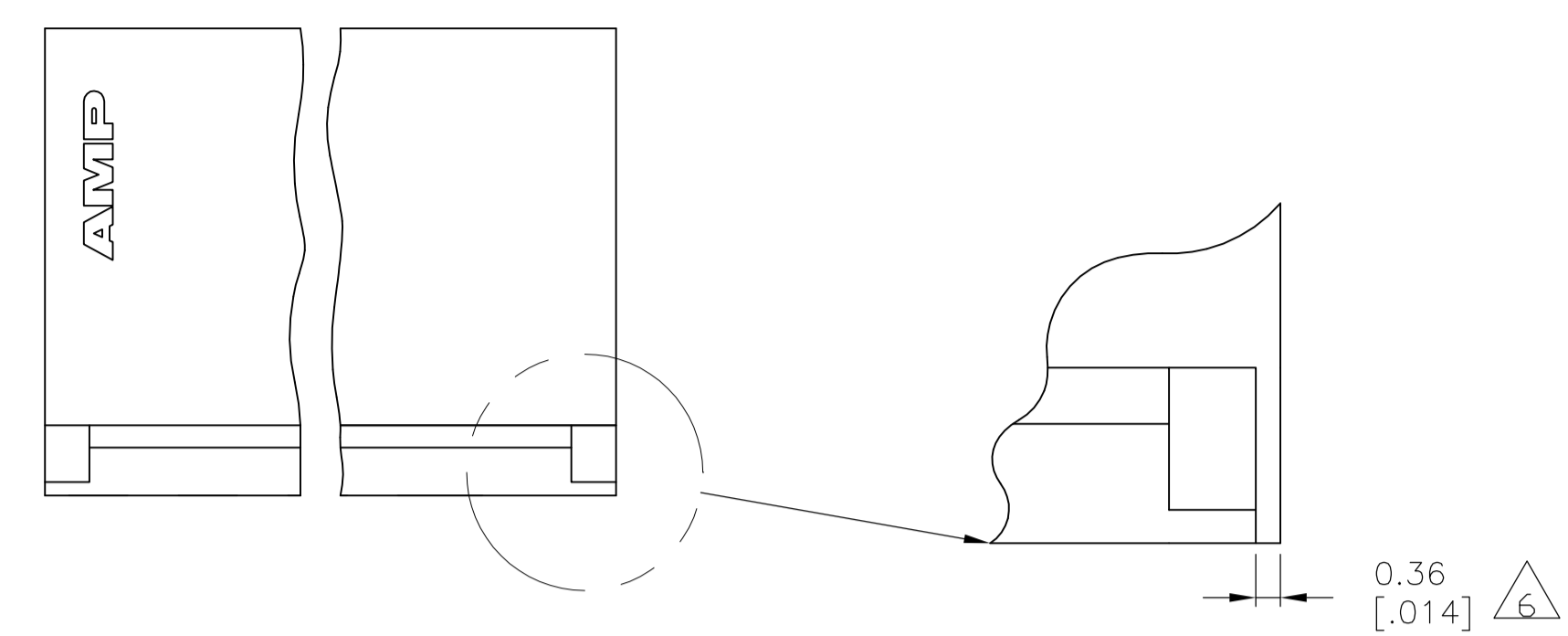
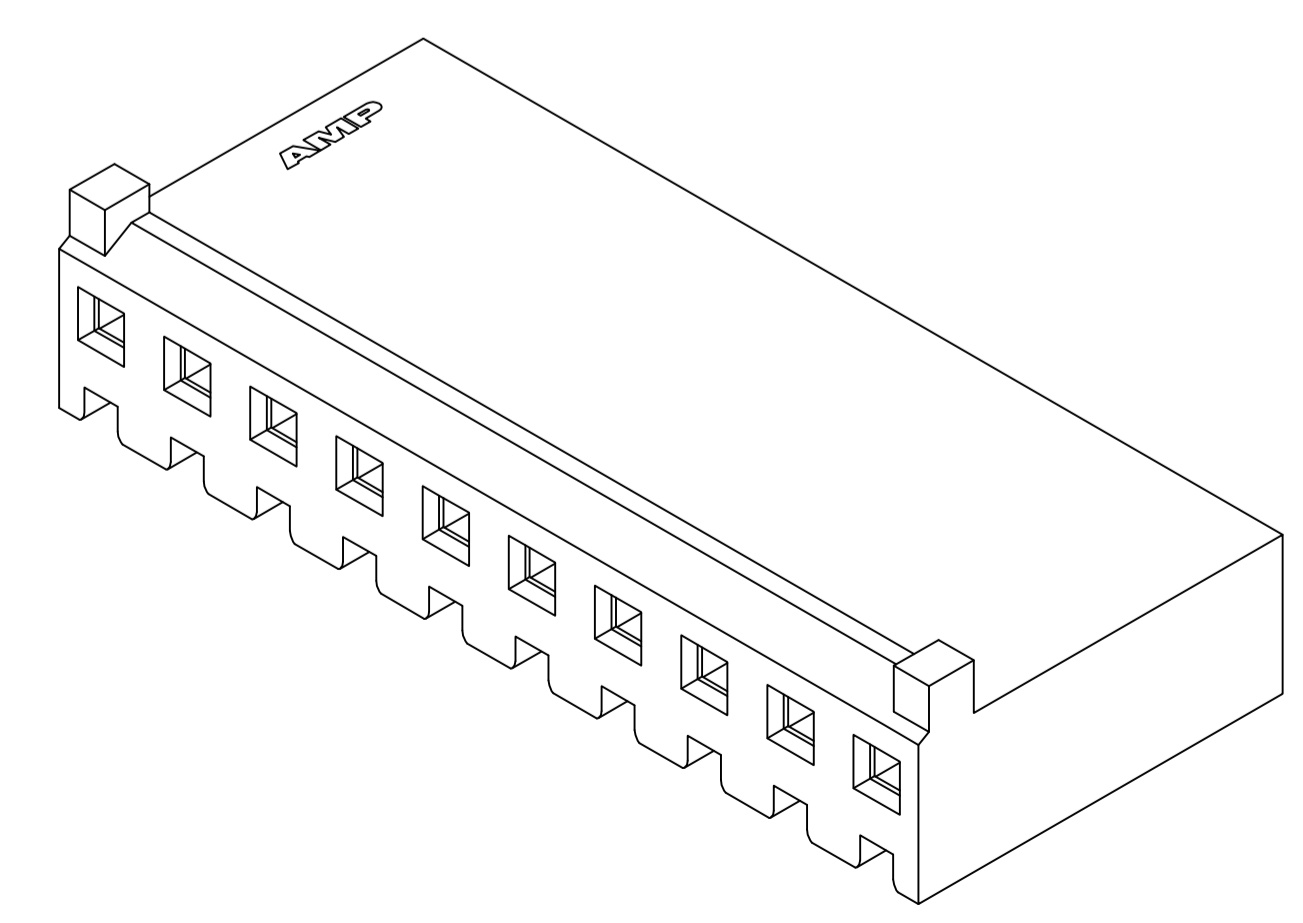
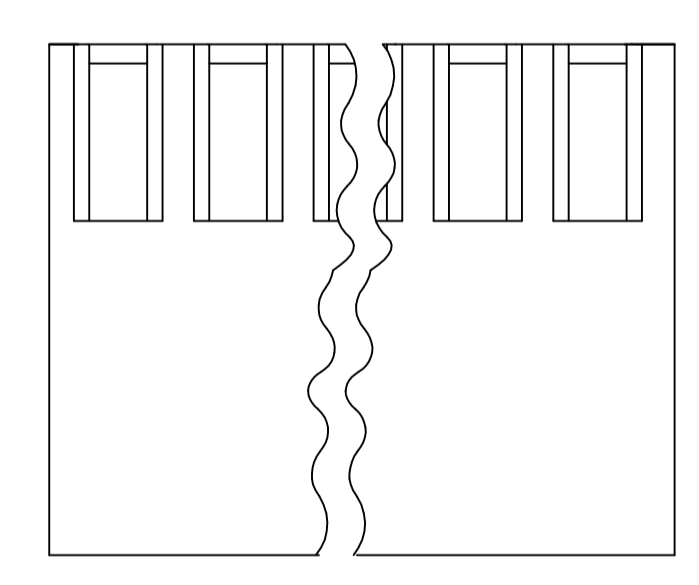
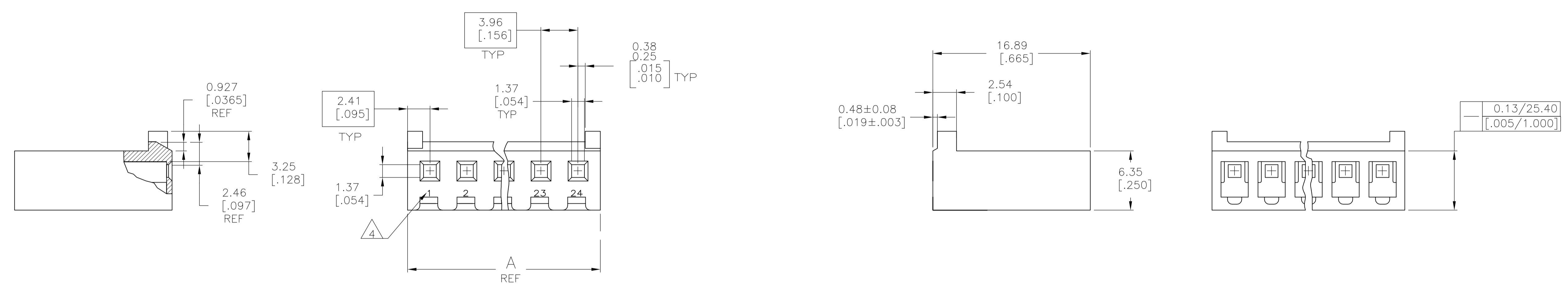


LOC		DIST		REVISIONS			
P	LTR	DESCRIPTION	DATE	DMN	APVD		
C		REVISED PER ECO-12-007810	28JUL12	KH	SM		



SCALE 10:1

- 1 UNIT ACCEPTS 1.14 [.045] SQUARE OR ROUND POST.
- 2 UNIT ACCEPTS STANDARD SL-156 CONTACTS.
- 3 UNIT ACCEPTS KEYING PLUG 640254-1 AND KEYING PIN 640255-1.
- 4 CIRCUIT I.D. NUMBER(S), TO BE LOCATED SEQUENTIALLY AS SHOWN.
- 5 DIMENSIONS IN BRACKETS ARE IN INCHES.
- 6 OPTIONAL CONSTRUCTION (BOTH CORNERS) UP TO 0.38 [.015] FOR P/N -1 THRU -5, UP TO 1.27 [.050] FOR P/N -6 THRU 2--4.
- 7 ACCEPTS UP TO .110 INCH INSULATION WIRE.



3-DIMENSIONAL MODEL NTS

95.96	[3.778]	24	2-647402-4
92.00	[3.622]	23	2-647402-3
88.04	[3.466]	22	2-647402-2
84.07	[3.310]	21	2-647402-1
80.11	[3.154]	20	2-647402-0
76.15	[2.998]	19	1-647402-9
72.19	[2.842]	18	1-647402-8
68.22	[2.686]	17	1-647402-7
64.26	[2.530]	16	1-647402-6
60.30	[2.374]	15	1-647402-5
56.34	[2.218]	14	1-647402-4
52.37	[2.062]	13	1-647402-3
48.41	[1.906]	12	1-647402-2
44.45	[1.750]	11	1-647402-1
40.49	[1.594]	10	1-647402-0
36.53	[1.438]	9	647402-9
32.56	[1.282]	8	647402-8
28.60	[1.126]	7	647402-7
24.64	[.970]	6	647402-6
20.68	[.814]	5	647402-5
16.71	[.658]	4	647402-4
12.75	[.502]	3	647402-3
8.79	[.346]	2	647402-2
4.83	[.190]	1	647402-1
DIM A		NO. OF CIRCUITS	PART NUMBER

THIS DRAWING IS A CONTROLLED DOCUMENT.

DIMENSIONS: mm [INCHES]	TOLERANCES UNLESS OTHERWISE SPECIFIED:	DIN L. McEACHIN 28MAR00	APVD J. ELLIS 28MAR00	NAME
0. PLC ± -	1. PLC ± -	CHK J. ELLIS 28MAR00	APVD J. ELLIS 28MAR00	PRODUCT SPEC
2. PLC ± -	3. PLC ± -			APPLICATION SPEC
4. PLC ± ± 0.13 [.005]	ANGLES ± ± 0° 30'			SIZE
MATERIAL NYLON, UL94V-0, NAT	FINISH -			CODE
				DRAWING NO
				RESTRICTED TO
				WEIGHT
				SCALE
				SHEET
				OF
				REV
				C

CUSTOMER DRAWING

STE TE Connectivity

HOUSING WITH LOCKING RAMP AND POLARIZING TABS, FOR LARGE WIRE INSULATION, SL-156

SIZE A1 00779 C=647402

SCALE 4:1 SHEET 1 OF 1 REV C